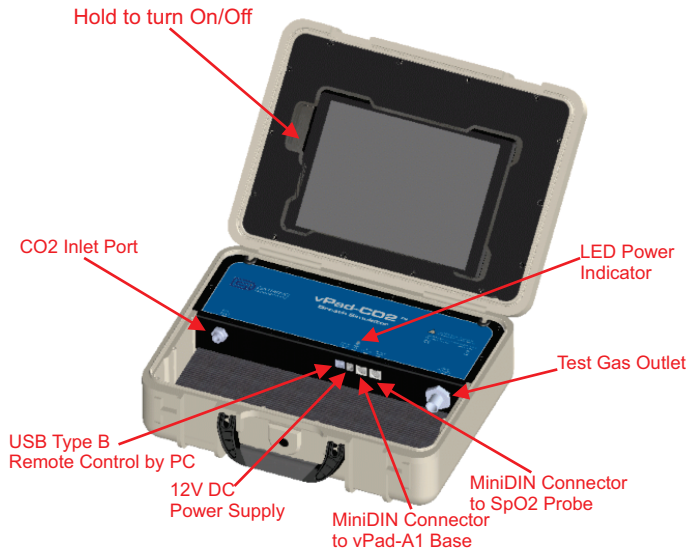


## vPad-CO2™ with Tablet Quick Start Guide

### Package Contents:

- vPad-CO2 Unit with Tablet
- DC Power Supply (3000-096)
- Multi-blade PS Adapter Set (7500-490)
- Accessory Bag (7006-067)
- 6 Pin MiniDIN M to M (3140-027)
- Inlet Tubing, 48" (5020-062)
- Gas Sampling Elbow (5020-054)

1



Get familiar with the vPad-CO2 connections

2



Connect CO2 gas supply to the Inlet Port (Max 25 PSI)




Warning: Compressed gas cylinder must be handled and stored according to safety regulation.

Connect EtCO2 monitor to the Outlet Port gas flow

Connect vPad-CO2 to the Power Outlet via DC Power Supply (3000-096)

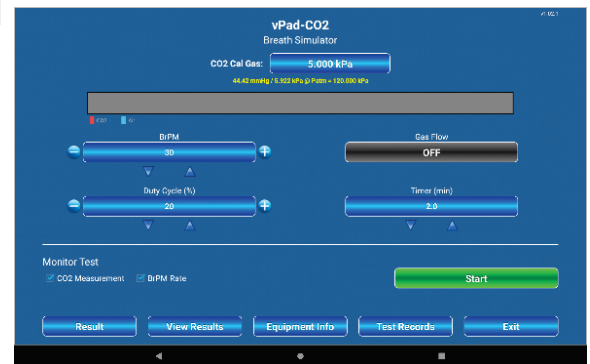
3



vPad-CO2 App

Start the vPad-CO2 App on the tablet

4



vPad-CO2 App Main Screen